



Newfoundland & Labrador Survey  
October 7-10, 2025

# Track Record

	Cardinal Poll	Election Result
LPC	44%	43.7%
CPC	39%	41.2%
BQ	7%	6.3%
NDP	7%	6.3%
GPC	2%	1.2%

Canada (National) 2025

	Cardinal Poll	Election Result
LPC	53%	55%
CPC	38%	38%
NDP	4%	4%
GPC	3%	1%
OTH	1%	1%


Canada (Atlantic) 2025

# Methodology



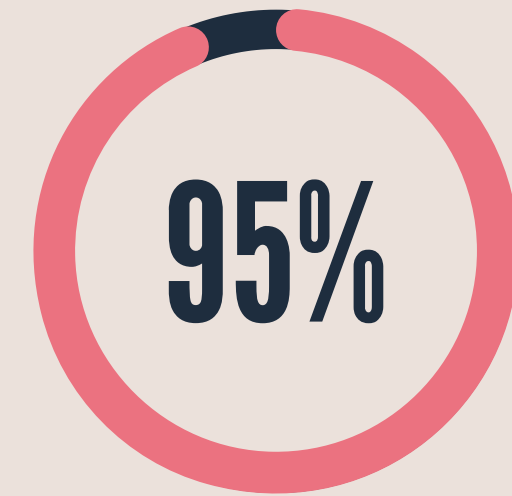
## Contact

IVR survey of 418  
Newfoundland &  
Labrador residents 18  
years of age and older



## Field Dates

This survey was  
carried out between  
October 7-10, 2025



## Weights / Error

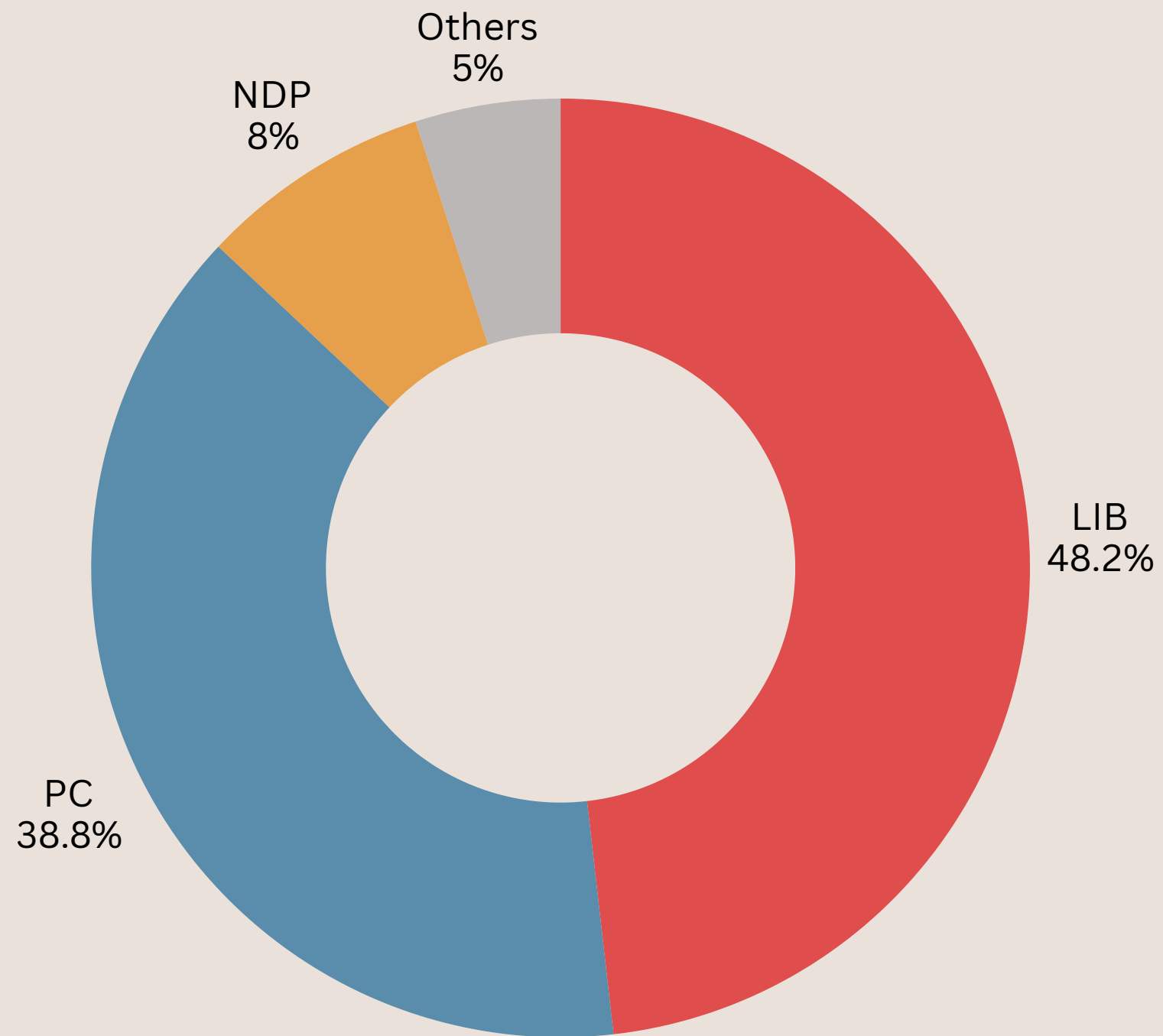
Survey results are weighted  
by age, gender, and region to  
be reflective of the province

Margin of error is +/- 4.9%,  
19 times out of 20

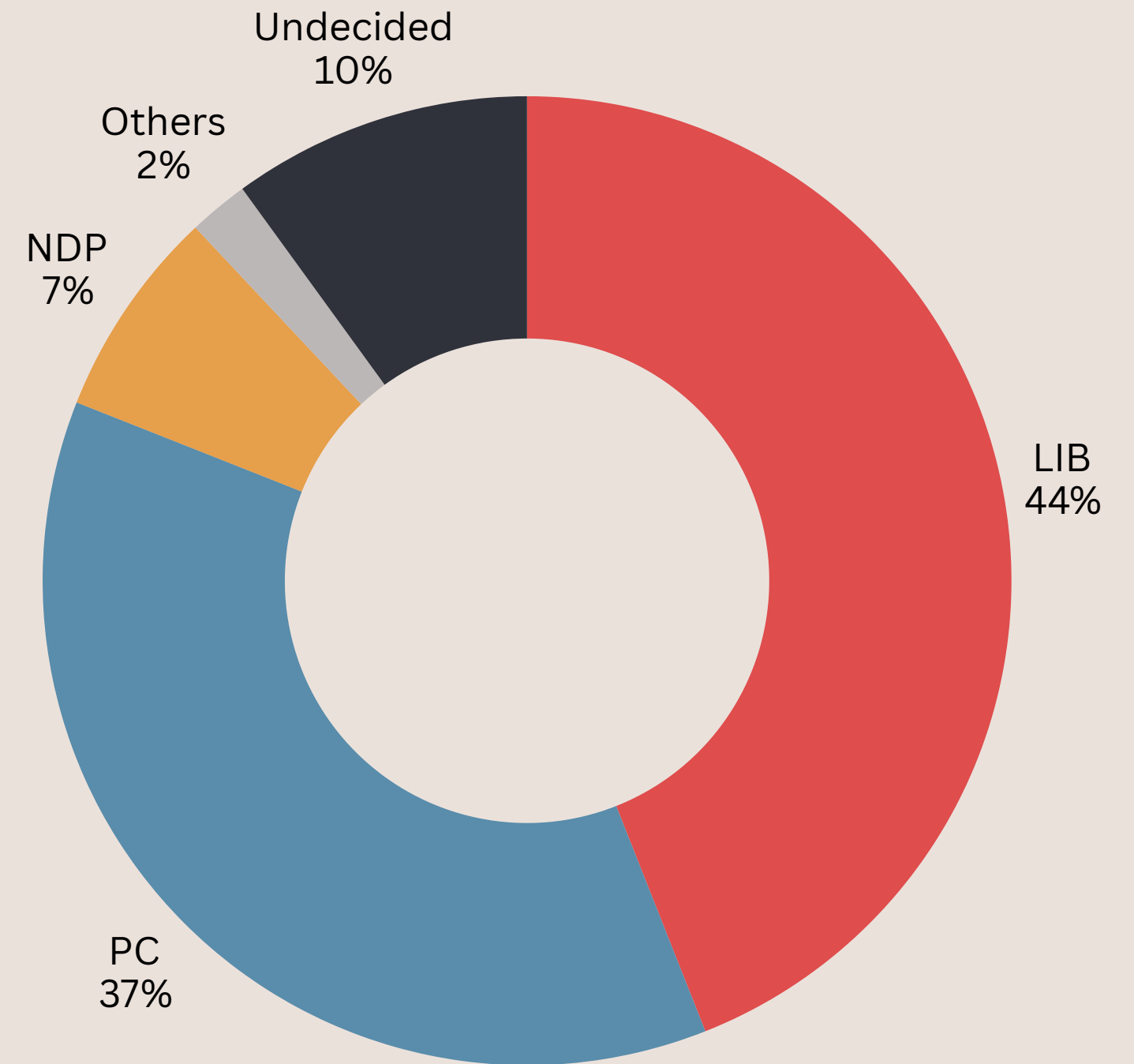
# Key Takeaways

## Here are the key takeaways from our Newfoundland & Labrador survey

- Ahead of Tuesday's election, our survey found John Hogan's Liberals at 44%, while Tony Wakeham's Progressive Conservatives trail at 37%. The NDP, led by Jim Dinn, sit at 7%, while another 10% of respondents remain undecided.
  - The Liberal lead is being driven by strong support among those over 55 and among women, with the party outpacing its Progressive Conservative rivals by double digits in both demographics.
  - The Liberals hold a lead in St. John's and eastern Newfoundland, while they are tied with the Progressive Conservatives in western Newfoundland and Labrador.
- Among decided voters, the Liberals lead with 49%, with the PCs eight points behind at 41%. The NDP pick up 8% among decided voters, while the remaining 2% support other candidates.



**2021 Election Results**



**Survey Results**

## Question 1 (Undecided): Who would you vote for if a provincial election were held today?

	All	Men	Women	18-34	35-54	55+	St Johns	Avalon / Eastern	Western / Labrador
<b>Sample</b>	418	205	213	77	134	207	176	109	133
<b>LIB</b>	44%	42%	45%	43%	44%	47%	42%	48%	42%
<b>PC</b>	37%	42%	35%	34%	37%	35%	31%	35%	42%
<b>NDP</b>	7%	7%	7%	9%	7%	6%	14%	4%	5%
<b>Others</b>	2%	1%	2%	2%	2%	1%	1%	1%	3%
<b>Undecided</b>	10%	8%	11%	12%	10%	11%	12%	12%	8%

# Question 1 (Decided): Who would you vote for if a provincial election were held today?

	All	Men	Women	18-34	35-54	55+	St Johns	Avalon / Eastern	Western / Labrador
Sample	376	186	190	70	121	185	156	97	123
LIB	49%	46%	51%	49%	49%	53%	48%	54%	46%
PC	41%	45%	39%	39%	41%	39%	35%	39%	46%
NDP	8%	8%	8%	10%	8%	7%	16%	6%	5%
Others	2%	1%	2%	2%	2%	1%	1%	1%	3%



# About



Cardinal Research is a Canadian polling company deeply committed to understanding and analyzing the perspectives of Canadians across the nation. Our work, which values and amplifies the voices of Canadians, identifies the key issues influencing voter behaviour, providing valuable insights that contribute to a more informed and engaged electorate.



Leading our team is Curtis Fric, the founder and managing director of Polling Canada, the largest online public data aggregation organization in the country. With over seven years of experience in political data, Curtis has built a reputation for delivering insightful and engaging content that resonates with diverse audiences.

His collaborations with non-partisan organizations, market research firms, and political figures have positioned him as an influencer in the Canadian political scene.





## Contact Us

**Email:** [info@cardinalresearch.ca](mailto:info@cardinalresearch.ca)

**Website:** [www.cardinalresearch.ca](http://www.cardinalresearch.ca)