



Alberta Provincial Polling
September 17-20, 2025

Track Record

	Cardinal Poll	Election Result
LPC	44%	43.7%
CPC	39%	41.2%
BQ	7%	6.3%
NDP	7%	6.3%
GPC	2%	1.2%

Canada (National) 2025

	Cardinal Poll	Election Result
CPC	64%	63.5%
LPC	27%	27.9%
NDP	6%	6.3%
GPC	1%	0.4%
OTH	2%	1.9%

Canada (Alberta) 2025

Methodology



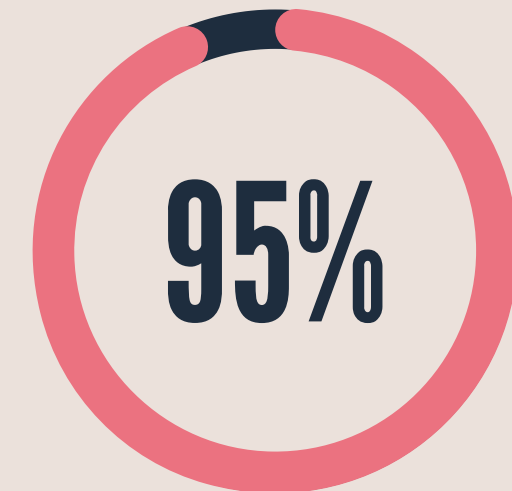
Contact

IVR survey of
Alberta residents
18 years of age and
older with a total of
2626 respondents



Field Dates

This survey was
carried out between
September 17-20, 2025



Weights / Error

Survey results are weighted to age,
gender, and region to be reflective of
the province of Alberta

Margin of error is +/- 2%,
19 times out of 20

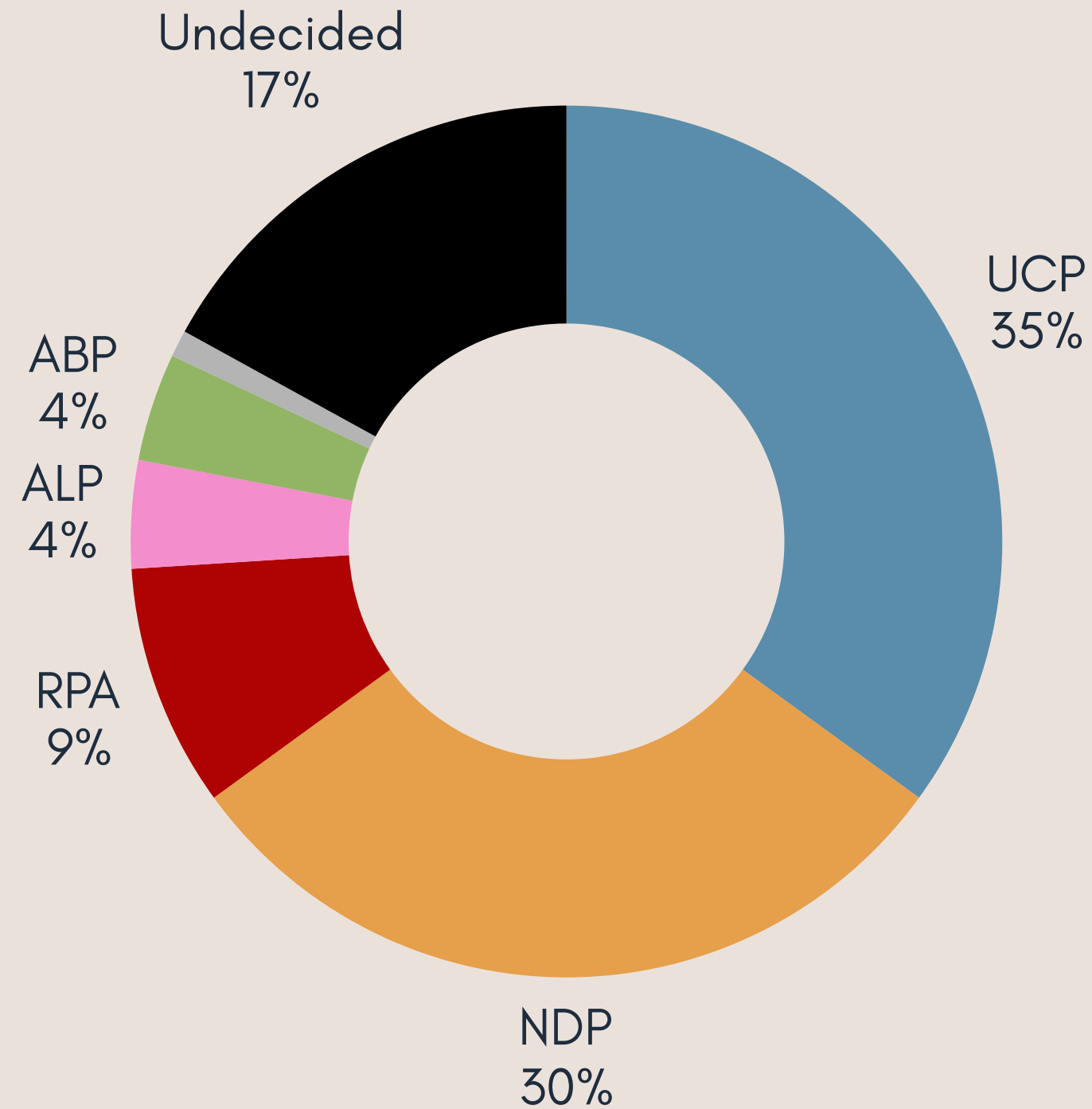
Key Takeaways

Here are the key takeaways from our Alberta survey

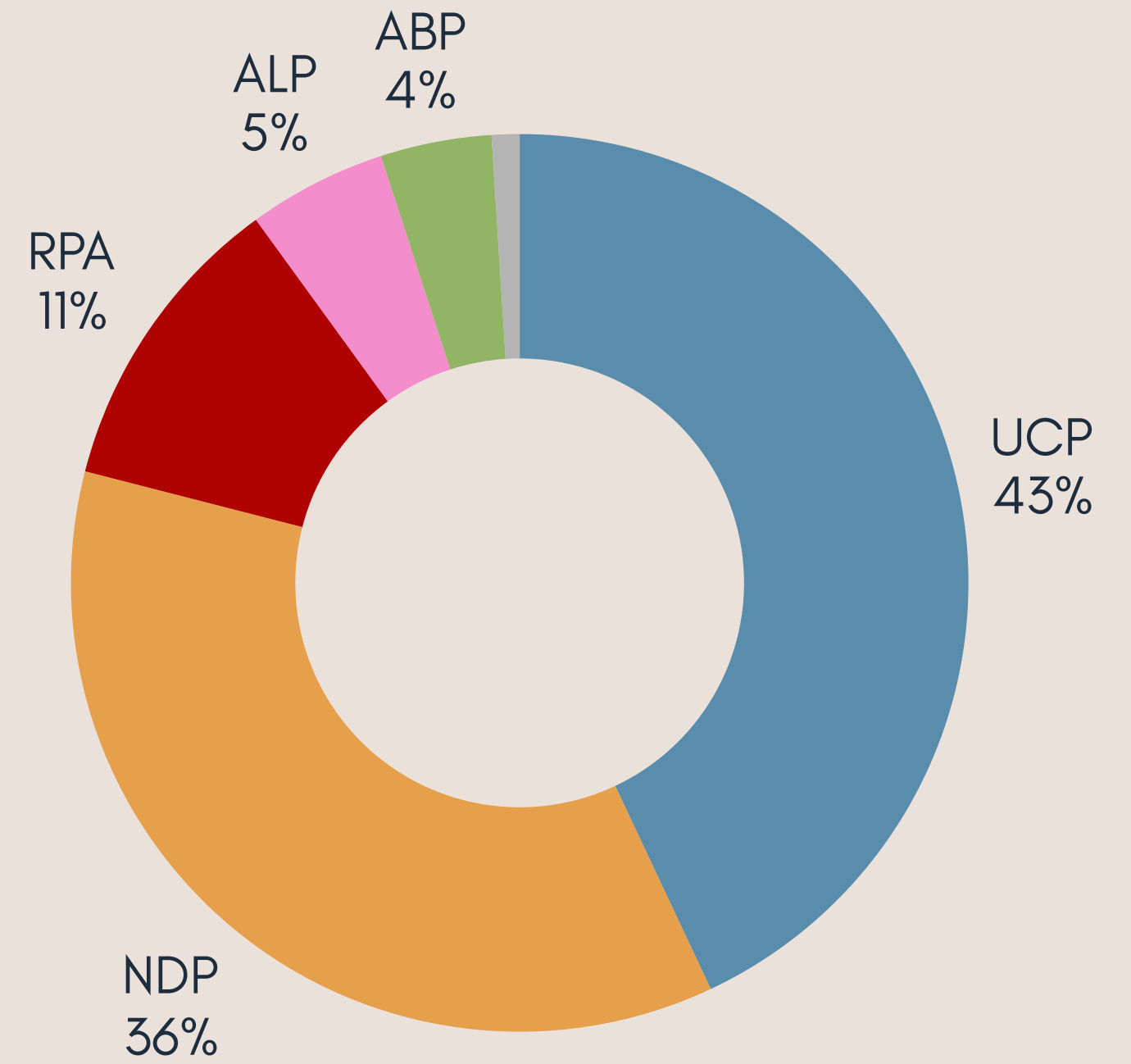
- If an election were held today, 43% of decided voters would cast their vote for the United Conservative Party, while another 36% would vote for the NDP. The Republican Party picks up 11% of the vote, while the Alberta Liberals and Alberta Party pick up 5% and 4%, respectively.
- The RPA is cutting into the UCP vote share in rural Alberta, leaving the UCP in a more vulnerable state against their NDP rivals, while the UCP holds the advantage in Calgary.
- Our survey also tested the Progressive Conservatives in a hypothetical vote intention, which found the NDP finishing with 30% of decided voters, while the PC's earn 28%, and the UCP 25%. The RPA retains 11% of the vote, while the Liberals pick up the remaining 4%.
- The NDP, UCP, and PCs are in a competitive three-way race in Calgary and rural Alberta, while the NDP find themselves nine points ahead of the PC's in Edmonton.

Results

Question 1: If a provincial election were held tomorrow, which party would you vote for?



All Voters



Decided Voters

Results

Question 1: If a provincial election were held tomorrow, who would you vote for? (All)

	All	Men	Women	18-34	35-54	55+	CAL	EDM	REST
Sample	2626	1287	1339	833	902	891	903	721	1002
UCP	35%	36%	35%	37%	32%	37%	39%	31%	37%
NDP	30%	27%	33%	32%	31%	28%	27%	36%	25%
RPA	9%	12%	7%	8%	8%	9%	8%	3%	16%
ALP	4%	3%	4%	4%	4%	4%	4%	5%	3%
ABP	4%	4%	3%	4%	3%	3%	4%	3%	4%
Others	1%	1%	1%	3%	1%	1%	1%	1%	2%
Undecided	17%	17%	17%	12%	21%	18%	17%	21%	13%

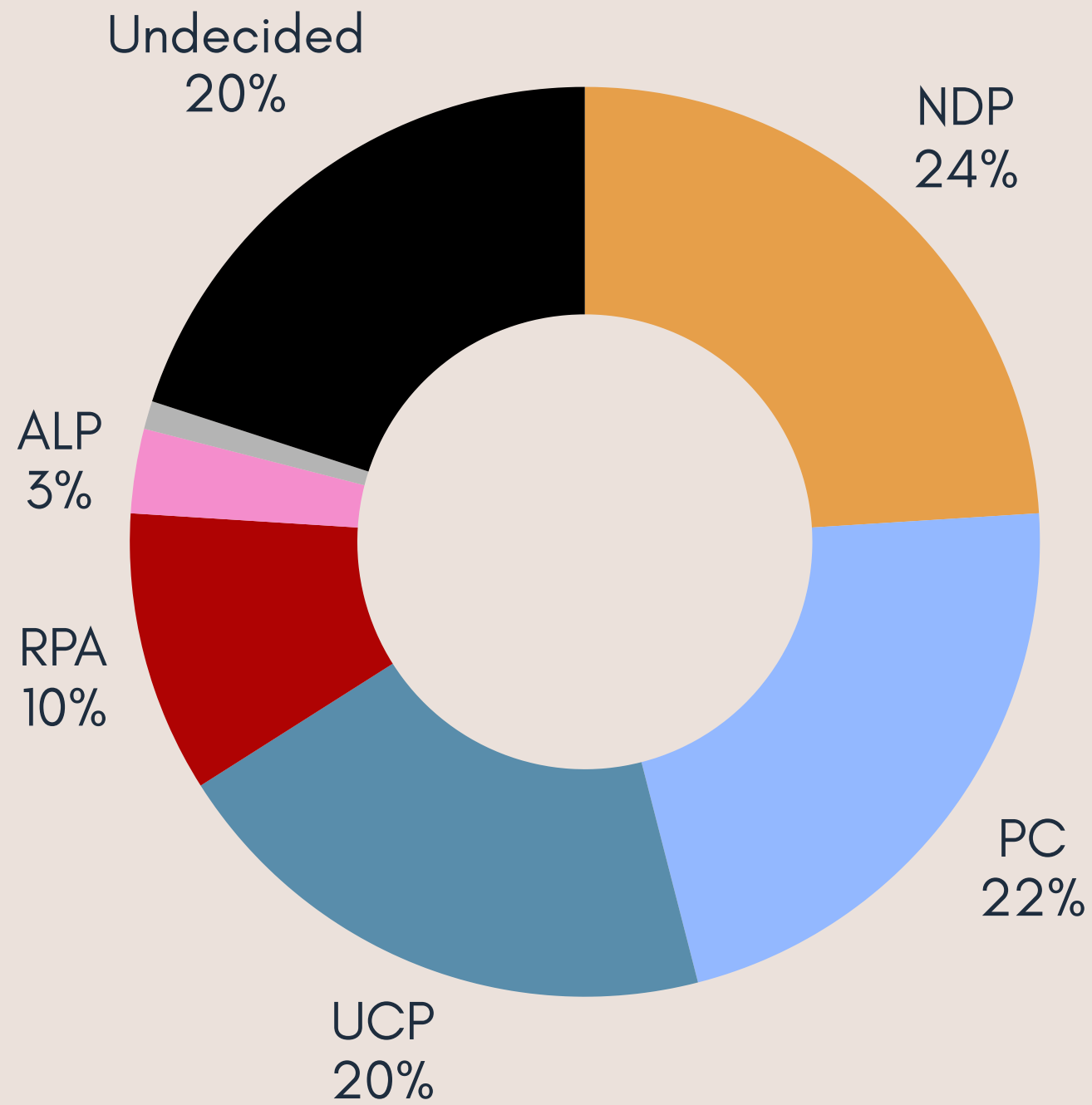
Results

Question 1: If a provincial election were held tomorrow, who would you vote for? (Decided)

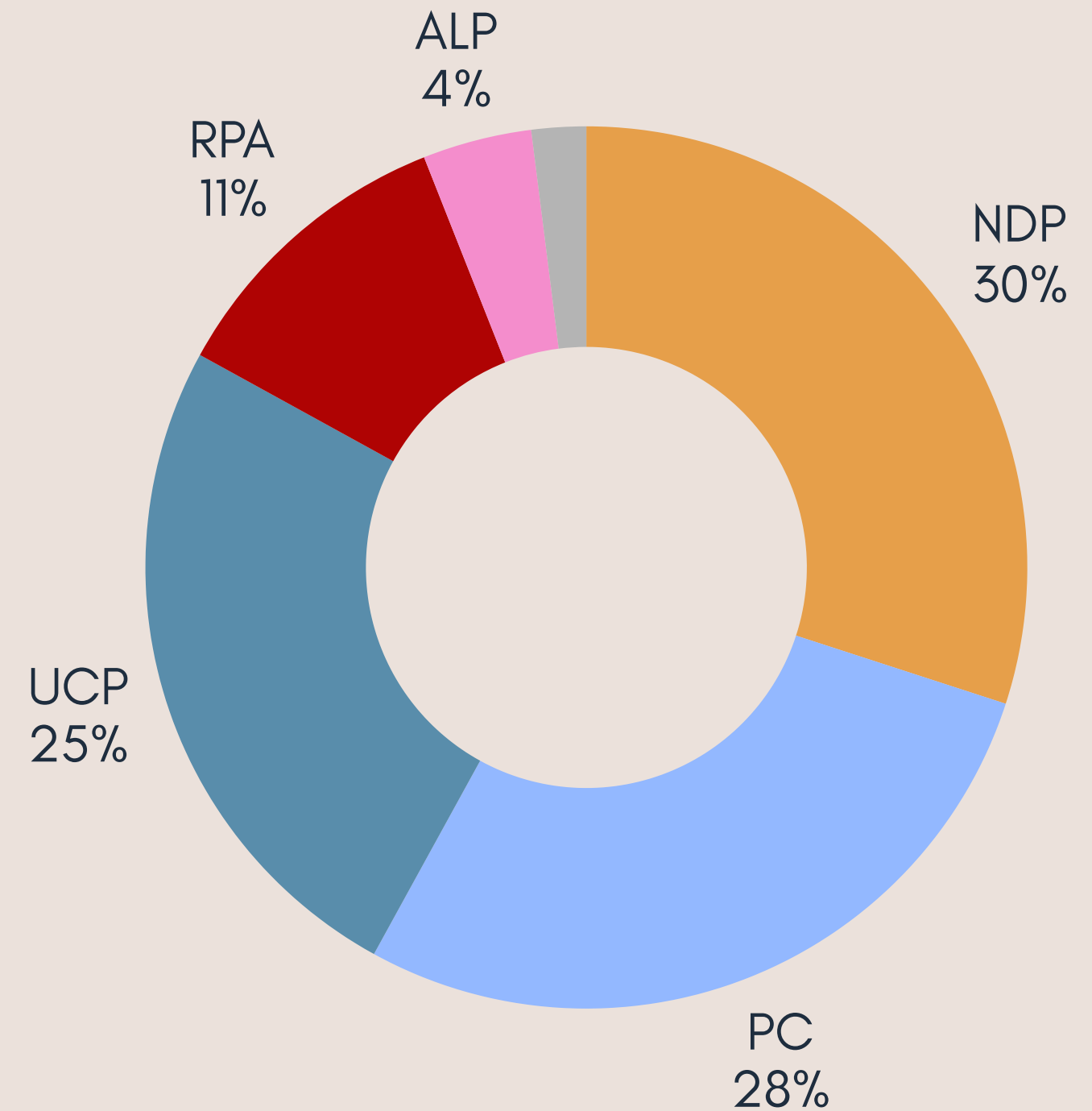
	All	Men	Women	18-34	35-54	55+	CAL	EDM	REST
Sample	2179	1068	1111	733	713	733	746	566	867
UCP	43%	44%	43%	42%	40%	44%	48%	40%	43%
NDP	36%	32%	40%	36%	39%	34%	33%	46%	29%
RPA	11%	14%	8%	9%	10%	11%	9%	4%	18%
ALP	5%	4%	5%	5%	6%	5%	5%	6%	3%
ABP	4%	5%	3%	5%	4%	4%	5%	3%	5%
Others	1%	1%	1%	3%	1%	1%	1%	1%	2%

Results

Question 2: If a provincial election were held tomorrow, which party would you vote for?



All Voters



Decided Voters

Results

Question 2: If a provincial election were held tomorrow, who would you vote for? (All)

	All	Men	Women	18-34	35-54	55+	CAL	EDM	REST
Sample	2626	1287	1339	833	902	891	903	721	1002
NDP	24%	21%	26%	22%	25%	24%	21%	30%	22%
PC	22%	21%	24%	24%	19%	23%	22%	23%	22%
UCP	20%	23%	17%	22%	18%	21%	20%	15%	24%
RPA	10%	12%	8%	9%	9%	9%	7%	3%	18%
ALP	3%	3%	4%	4%	3%	4%	4%	5%	2%
Others	1%	2%	1%	1%	1%	1%	1%	1%	1%
Undecided	20%	18%	20%	18%	25%	18%	25%	23%	11%

Results

Question 2: If a provincial election were held tomorrow, who would you vote for? (Decided)

	All	Men	Women	18-34	35-54	55+	CAL	EDM	REST
Sample	2101	1042	1059	656	741	704	670	547	884
NDP	30%	26%	33%	26%	33%	29%	28%	39%	25%
PC	28%	26%	30%	30%	26%	28%	30%	30%	25%
UCP	25%	28%	22%	27%	23%	26%	28%	19%	27%
RPA	11%	14%	9%	11%	12%	11%	9%	4%	19%
ALP	4%	4%	5%	5%	4%	4%	4%	6%	2%
Others	2%	2%	1%	1%	2%	2%	1%	2%	2%

About



Cardinal Research is a Canadian polling company deeply committed to understanding and analyzing the perspectives of Canadians across the nation. Our work, which values and amplifies the voices of Canadians, identifies the key issues influencing voter behaviour, providing valuable insights that contribute to a more informed and engaged electorate.



Leading our team is Curtis Fric, the founder and managing director of Polling Canada, the largest online public data aggregation organization in the country. With over six years of experience in political data, Curtis has built a reputation for delivering insightful and engaging content that resonates with diverse audiences.

His collaborations with non-partisan organizations, market research firms, and political figures have positioned him as an influencer in the Canadian political scene.



Contact Us

Email: info@cardinalresearch.ca

Website: www.cardinalresearch.ca